



PROP CARE & SIZING GUIDE

THE GUIDE WAS CREATED WITH CARE
IN COLLABORATION WITH
AMAIAPHOTOPROPS AND
NEWBORN PHOTOGRAPHER
OLGA TSYBENKO

[@amaiaphotoprops](https://www.instagram.com/amaiaphotoprops)

[@olga_milkystudio](https://www.instagram.com/olga_milkystudio)



BODY SUIT

- Garment length (shoulder to crotch): 26–29 cm
- Garment width at waist line: 16–18 cm
- Sleeve length (shoulder to wrist): depends on knitting style 12–18 cm
- Width between legs: 7–9 cm
- Height from crotch to waist line: not less than 14 cm



ROMPERS, SLEEPERS & PANTS

- Length (shoulder to heel): 37–39 cm
- Length (shoulder to toe): 41-43 cm
- Pant leg length for sleepers : 16–17 cm



BACKDROPS & WRAPS

- Backdrop S: 135 × 155-170cm
- Backdrop L: 180 × 155-170cm (this second measurement depends on the width of the fabric)
- Stretch jersey wraps: 35 × 155-170cm
- Extra long jersey wraps: 35 × 250cm
- Knitted wraps:

Width: 30cm, Length: 150 cm

- Cheesecloth/Musselin wraps:

Width: 50 cm, Length: 100-200-300 cm

PILLOWS



35x25cm
10"x13 3/4"

13x20cm
5"x7"



COMBED WOOL RUGS & FLOKATI

- Wool rugs or flokati rugs: 31x43cm, or 36x48cm
- Flokati for backdrop: 150 × 180 cm or 90 × 150 cm



WOODEN & RATTAN PROPS

- Bowl/heart: inner diameter 36 cm, inner depth 10 cm, height up to 3-4 cm
- Cradle: inner dimensions 40 × 25 cm
- Bucket/basket: top diameter 29 cm, bottom diameter 20 cm, height 19 cm
- Studio Beagbag: height 100–120 cm, diameter matches bottom circle of stand;
- Travel Big Bag: height 40 cm, diameter 80–90 cm



TOYS

- Handheld toy: 10–13 cm
- Medium toy: 25–28 cm
- Large toy: from 40 cm



MOON PROP

- The fabric of the moon is usually a thick velour with a hollow fiber filling.

It's important that the fabric isn't slippery (which could make it difficult to pose your baby) and doesn't reflect light in the frame (choose matte options).



PROP CARE INSTRUCTIONS

Clothing Sets:

Delicate fabrics (lace, silk, batiste, guipure, wool) should be hand-washed. Soak at 25–30 °C to minimize dye bleeding and reduce the risk of shrinking or stretching. Soak 3–5 minutes, up to 10 minutes for heavy stains with a chlorine-free stain remover. Rinse with water at the same temperature and let water drain. Gently press, optionally using a towel - do not wring. Dry flat on a towel.

Bright multi-colored sets should be washed quickly without soaking, especially natural fabrics (cotton, wool, velvet), to prevent color bleeding.

PROP CARE INSTRUCTIONS

Headbands / Wraps:

Sterilize or steam for 2–3 seconds.

Ironing Delicate Fabrics:

Iron carefully. Wool: iron inside out over a damp cloth, avoiding sliding the iron. Silk and flexible fabrics: iron while damp, inside out, or use a steamer. Improper ironing may leave stains even later.

Fabric backdrops & Jersey wraps:

Machine wash allowed on delicate cycle, spin 600–800 rpm, temperature according to fabric type.

Finish with ironing or steaming. Do not tumble dry.

Avoid extreme temperature changes, wringing, or stretching when using a machine - otherwise, the fabric will show the results.

Pro Tip: For extra protection, wash your fabrics in a mesh bag to prevent shags and keep them looking new for longer.



WOOL GARMENT CARE GUIDELINES

1. Hand wash only. If you want to try machine washing, it's at your own risk.
2. Do not wring; gently press out water only.
3. Dry flat, away from extreme heat or cold sources.
4. Do not iron or tumble dry. Use a steamer lightly if needed.
5. Store garments on shelves, not hangers.

Proper care will ensure your wool items remain beautiful and soft for a long time.



COMBED WOOL RUG CARE GUIDELINES

Spot cleaning only as the first option, *and only if it's really necessary, a gentle full soak in water.*

1. Soak the rug for 1 hour in warm water (+30 °C) with wool shampoo or a special wool detergent.
2. Gently wash - do not rub or knead forcefully.
3. Rinse a few times in slightly warm water, carefully pressing out water by hand.
4. Leave in the bath so excess water can drain.
5. Press gently with a towel, reshape, and lay flat on a table or drying rack; can also be air-dried outside.

Pro tip: to wash wool garments, use wool detergent or baby shampoo



FELTED WOOL RUG CARE GUIDELINES

Storage & Protection:

1. Store wool items folded, not hung.
2. Air out wool items periodically during storage - wool loves fresh air.




Important: Felted rugs should not be machine washed and should never be exposed to extreme water temperatures.

With proper care, your props will reward you with long-lasting, stunning and inspiring use!



Learn how to use them effectively in your sessions through individual or group mentoring from world known mentor

Details in the profile

< **olga_milkystudio**   




**Newborn photographer | Educator |
Jaundzimušo fotogrāfe Rīgā**

948
posts

23,3K
followers

158
following

Mentor for ambitious newborn photographers ready to invest, automate and build strong brands
World known speaker | Judge



Click to learn more